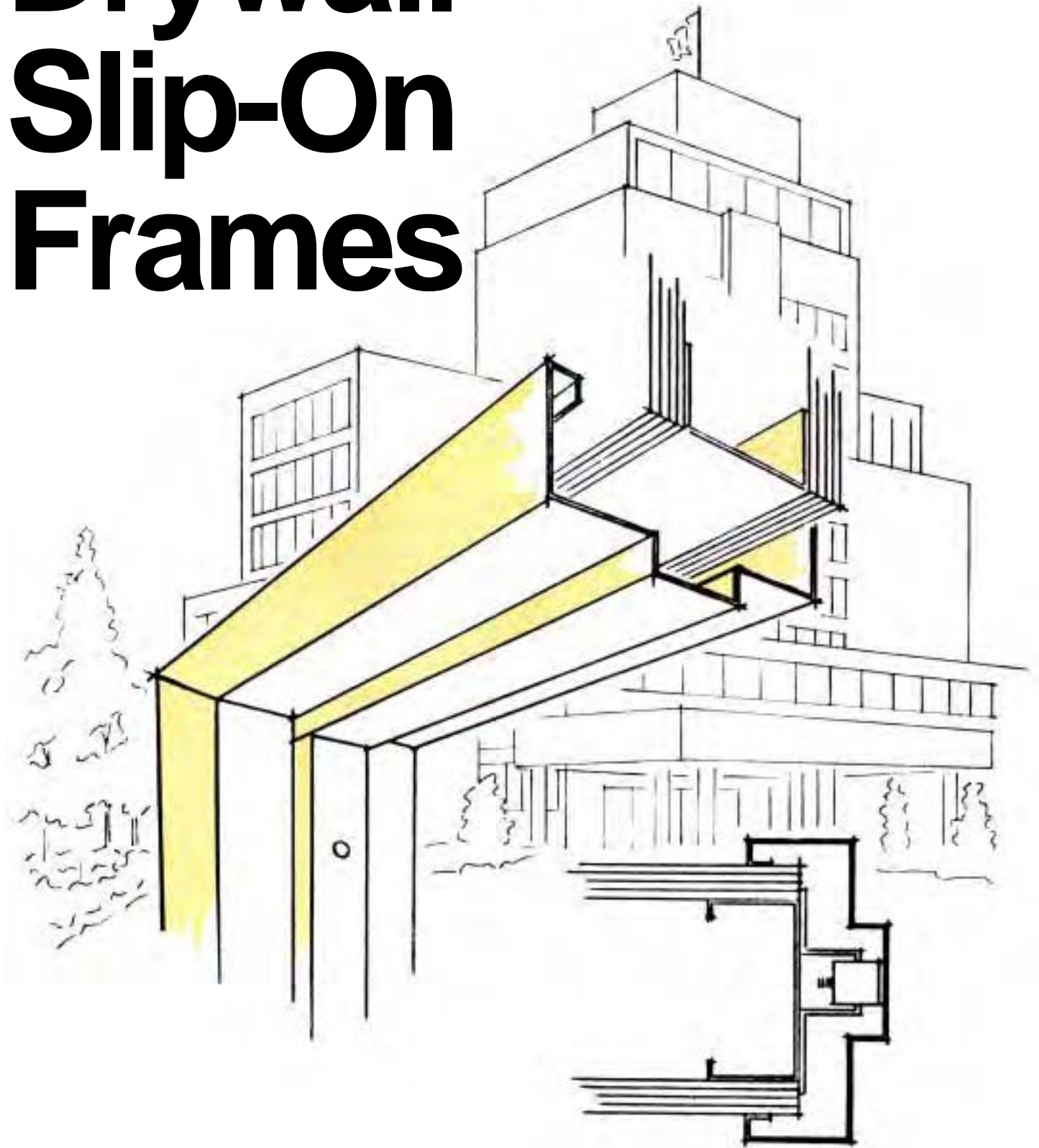


Drywall Slip-On Frames



STEEL DOOR INSTITUTE

30200 DETROIT ROAD - CLEVELAND, OHIO 44145

Drywall Slip-On Frames

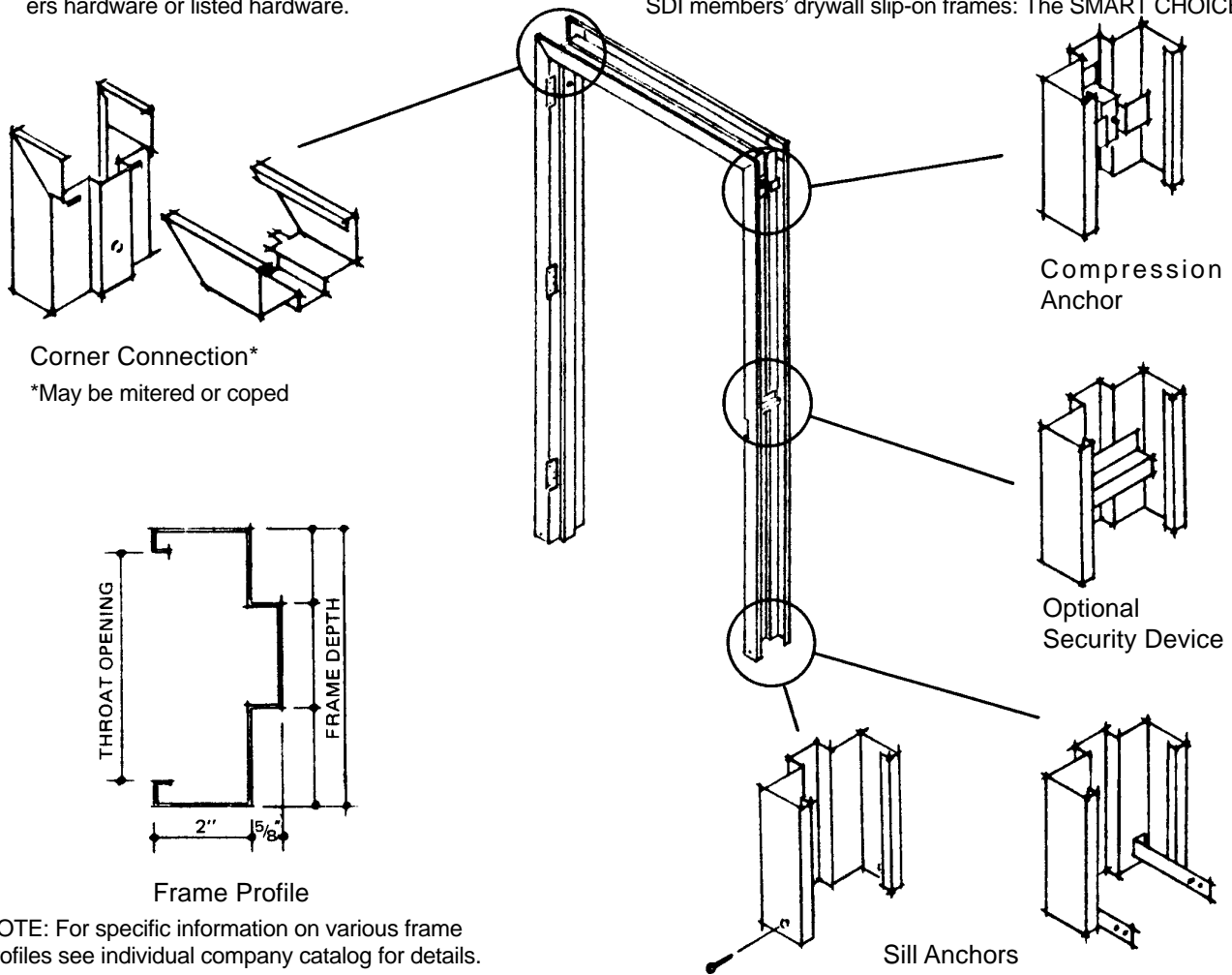
SDI members' drywall slip-on frames are the SMART CHOICE for your drywall frame needs.

Their many advantages include:

1. Many stock sizes available for quick delivery and maximum economy.
2. Frames are shipped knocked-down for utmost shipping and storage efficiency.
3. Frames are fabricated out of heavy gage steel for superior durability and resistance to damage.
4. Factory prepared for standard, commercial grade, builders hardware or listed hardware.

5. Knocked-down frames have only three pieces for quick installation, from rough opening to complete framed doorway in less than 10 minutes.
6. Designed to fit most any stud wall/drywall construction.
7. Designed for installation after wall is erected, thus eliminating costly construction delays.
8. Available with fire protection rating.
9. Factory finish paint available as an option for additional jobsite labor savings.

When you add up all the features, your choice is clear. Specify SDI members' drywall slip-on frames: The SMART CHOICE.



NOTE: For specific information on various frame profiles see individual company catalog for details.

Technical data

Hardware provisions — Frames for 1-³/₈" doors shall be prepared for 3-¹/₂" x 3-¹/₂" template type hinges and for ANSI A115.3 strike. Frames for 1-³/₄" doors shall be prepared for 4-¹/₂" x 4-¹/₂" template type hinges and for ANSI A115.1 or A115.2 universal strike. Rubber silencers are required, (3) per strike jamb and (2) per head for double openings. Consult individual manufacturers for their practice.

Jamb depth — From 4-³/₄" to 7-¹/₈" in ¹/₈" increments. Other depths available, consult individual manufacturers.

Labeled frames — Underwriters Laboratories, Factory Mutual, Warnock Hersey International and I.C.B.O. labeling is available for 20 minute to 1-¹/₂ hour applications.

Material — Available in 16 gage and 18 gage cold rolled or galvanized steel.


Opening sizes — Available to 9 feet high in both singles and pairs, widths to 8 feet.

Paint — Factory applied prime paint shall meet the requirements of ANSI A224.1. Finish paint is optional.

Installation instructions

The following 4 steps listed below, illustrate how quick and easy SDI members' drywall frames are to install. Your rough opening is transformed into a neatly trimmed doorway in less than 10 minutes.


1



Provide for rough opening dimensions in accordance with individual manufacturers recommendations.

Fully retract compression anchor and install sill anchors (if loose type are used) then slip jamb into position over sill.


2



Start header onto wall engaging corner clips and/or aligning tabs of jamb and push header up into position.

Place second jamb onto wall and engage corner clips and/or aligning tabs with the header. Pivot the jamb into position on the wall to form a completely assembled frame.


3



Adjust compression anchors evenly until they contact studs. Level the header by shimming under jambs if required.

Plumb hinge jamb and fasten hinge jamb sill anchors.

4



Install spreader bar at base and fasten sill anchor of strike jamb.

Square frame and tighten into final position by adjusting compression anchor screws.

NOTE: Some manufacturer's instructions may vary slightly, refer to instructions supplied with frames.

Advantages ...

USING STANDARD DRYWALL SLIP-ON FRAMES

- STOCK SIZES MEAN READY DELIVERY
- SHIPPED KNOCKED-DOWN
- HEAVY GAGE STEEL
- PREPARED FOR STANDARD BUILDERS HARDWARE
- THREE PIECE FRAMES FOR FAST INSTALLATION
- ADAPTABLE TO MOST DRYWALL CONSTRUCTION
- INSTALL AFTER WALL IS ERECTED
- FIRE LABEL AVAILABILITY
- FINISH PAINT AVAILABILITY

For more information on steel doors and frames, contact any of the following members of the Steel Door Institute

AMWELD BUILDING PRODUCTS INC.

P.O. Box 267
Garrettsville, OH 44231
(330) 527-4385
FAX (330) 527-4510

BENCHMARK COMMERCIAL DOORS

Division of General Products Co., Inc.
P.O. Box 7387
Fredericksburg, VA 22404
(540) 898-5800
FAX (540) 898-5894

CECO DOOR PRODUCTS

A United Dominion Company
750 Old Hickory Boulevard
One Brentwood Commons, Suite 150
Brentwood, TN 37027
(615) 661-5030
FAX (615) 370-5299

CURRIES COMPANY

P.O. Box 1648
525 9th Street, SE
Mason City, IA 50401
(641) 423-1334
FAX (641) 423-9104

DEANSTEEL MANUFACTURING CO.

111 Merchant Street
San Antonio, TX 78204-1496
(210) 226-8271
FAX (210) 226-0913

THE KEWANEE CORPORATION

P.O. Box 309
Kewanee, IL 61443
(309) 853-4481
FAX (309) 853-5466

MESKER DOOR, INC.

3440 Stanwood Boulevard
Huntsville, AL 35811
(256) 851-6670
FAX (888) 851-7896

PIONEER INDUSTRIES INC.

401 Washington Avenue
Carlstadt, NJ 07072
(201) 933-1900
FAX (201) 933-9580

REPUBLIC BUILDERS PRODUCTS

155 Republic Drive
McKenzie, TN 38201-0580
(901) 352-3383
FAX (901) 352-3001

SECURITY METAL PRODUCTS CORP.

5700 Hannum Avenue
Suite 250
Culver City, CA 90230
(310) 641-6690
FAX (310) 641-6601

STEELCRAFT

IR Security & Safety
9017 Blue Ash Road
Cincinnati, OH 45242
(513) 745-6400
FAX (513) 745-6446



STEEL DOOR INSTITUTE

30200 DETROIT ROAD • CLEVELAND, OHIO 44145

440/899-0010 • FAX 440/892-1404

www.steeldoor.org